

MOODLE AND TEACHER TRAINING IN ETWINNING «ETWINNING COMMUNITY AND TEACHERS PROFESSIONAL DEVELOPMENT»

MOODLEMOOT ATHENS 2017

FRIDAY 11/12/2017

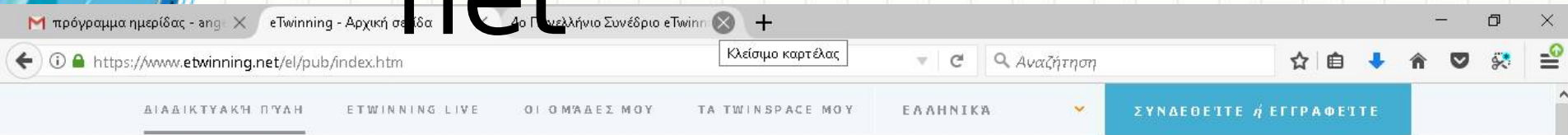
ANGELOPOULOS PANAGIOTIS
HELENIC ETWINNING NSS

What is eTwinning?

eTwinning is a community of teachers and schools in Europe which offers tools for

- Communication
- Collaboration
- Sharing
- Developing
- Contributing
- Professional Development
- Feeling and be part of the most exciting learning community in Europe.

www.eTwinning.net



Σχετικά Έργα Επαγγελματική ανάπτυξη Τα καλύτερα



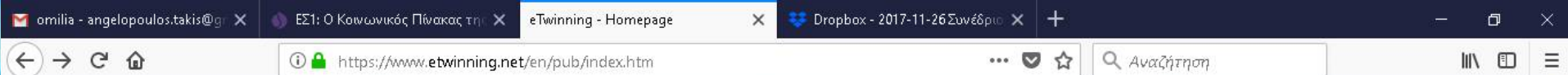
Το **eTwinning** είναι η κοινότητα των σχολείων της Ευρώπης

Προσφέρει μία πλατφόρμα για το προσωπικό (εκπαιδευτικούς, διευθυντές, βιβλιοθηκάρους, κ.λπ.) που εργάζεται σε σχολεία των συμμετεχόντων Ευρωπαϊκών χωρών, για να επικοινωνούν, να συνεργάζονται, να διεξάγουν έργα, να μοιράζονται και, με λίγα λόγια, να αισθάνονται και να αποτελούν μέρος της πιο συναρπαστικής κοινότητας μάθησης.

Γίνετε μέλος της κοινότητας του eTwinning



eTwinning in numbers



522496

TEACHERS

190131

SCHOOLS

67423

PROJECTS



eTwinning in Greece

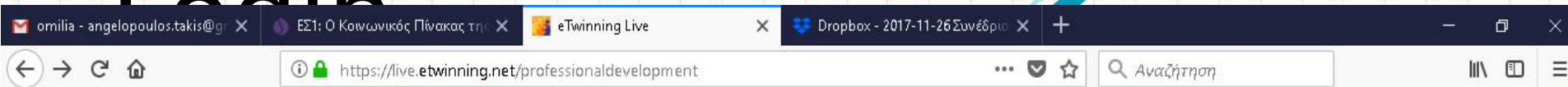
The screenshot shows a web browser window displaying the eTwinning website. The browser's address bar shows the URL: <https://www.etwinning.net/en/pub/countries/country.cfm?c=300>. The page content includes a navigation menu with "Homepage > Countries > Greece" and a button for "All Countries". On the left side, there are three statistics:

- 11500 PROJECTS** (represented by a stack of books icon)
- 22026 TEACHERS** (represented by a group of people icon)
- 11125 SCHOOLS** (represented by a graduation cap icon)

The main part of the page features a map of Greece and its surrounding regions, including Albania, Bulgaria, and parts of Italy and the Balkans. The map is marked with several orange location pins, indicating active eTwinning projects in various Greek cities such as Athens, Thessaloniki, and Patras. The map also shows major cities in neighboring countries like Rome, Sofia, and Belgrade.

At the bottom of the screen, the Windows taskbar is visible, showing various application icons and the system tray with the date 28/11/2017 and time 20:18.

Once you Subscribe and



PANAGIOTIS ANGELOPOULOS
1ο Γυμνάσιο Βριλησσίων
[Edit](#)

UPCOMING LEARNING EVENTS



Learning Event 2017: Codage et apprentissage
04.12.2017 - 15.12.2017



Learning Event 2017: Virtual Classroom Escapes
04.12.2017 - 15.12.2017



Learning Event 2017: Flipping the classroom
11.12.2017 - 22.12.2017

In this section you will find all Online Professional development opportunities eTwinning offers at European level.

- **Learning Events** are short intense and enjoyable courses that give you an introduction to a topic, stimulate ideas, helps develop your skills and do not require a long-term commitment in terms of your time.
- **Online Seminars** are live video-communication sessions of one hour where you have the chance to learn, talk and discuss about several themes.

To apply and participate in each of these events click on the name of the event and follow the instructions. We hope you enjoy these opportunities.

MY PD

ALL PD

Upcoming events

http://www.etwinning.gr

The image shows a screenshot of a web browser displaying the eTwinning website. The browser's address bar shows the URL www.etwinning.gr. The website header includes navigation links: [eTwinning.gr](#), [eTwinning live](#), [Twinspace](#), [Groups](#), [Elearning Labs](#), and [eTwinning.net](#). The main logo features two stylized figures holding hands, with the text "eTwinning" and "Η Κοινότητα των Σχολείων της Ευρώπης" below it. Logos for the Hellenic Republic (Ministry of Education and Religious Affairs) and the Erasmus+ program are also present. A blue navigation bar contains the following menu items: [Αρχή](#), [Το eTwinning](#), [Νέα & Εκδηλώσεις](#), [Επαγγελματική ανάπτυξη](#), [Διαγωνισμοί - Δράσεις](#), [Βραβευμένα έργα](#), and [Υποστήριξη](#). The main content area features a large banner for the "4^ο Πανελλήνιο Συνέδριο eTwinning" (4th Panhellenic eTwinning Conference). The banner text includes "Αξιοποίηση των Τεχνολογιών Πληροφορίας & Επικοινωνίας" (Utilization of Information and Communication Technologies), "Συνεργατικά Σχολικά Προγράμματα" (Cooperative School Programs), and "Πρωτοβάθμια και Δευτεροβάθμια Εκπαίδευση" (Primary and Secondary Education). The dates "24-26.11.17" are displayed on the right side of the banner. Below the banner, there are five columns of text: "Τι είναι το eTwinning;", "Παιδαγωγικά Οφέλη", "Επαγγελματική Ανάπτυξη", "Ημερίδες Τηλεκπαιδύσεις", and "Αναγνώριση Σχολείων". The browser's taskbar at the bottom shows various application icons and the system clock indicating the date 28/11/2017 and time 20:52.

4th National Conference of eTwinning

<http://www.etwinning.gr/conf2017>



The screenshot shows the website for the 4th National Conference of eTwinning. The page features the eTwinning logo, the text "4^ο Πανελλήνιο Συνέδριο eTwinning", and the theme "Αξιοποίηση των Τεχνολογιών Πληροφορίας & Επικοινωνίας". The dates "24-26.11.17" are prominently displayed. The website also mentions "Συnergατικά Σχολικά Προγράμματα | Πρωτοβάθμια και Δευτεροβάθμια Εκπαίδευση" and lists various navigation options like "Αρχική", "Ανακοινώσεις", and "Θεματολογία".

- More than 550 subscribers
- 450 check in
- Web streaming
- 8 plenary speeches
- 40 contributions
- 14 workshops
- 1 Round Table
- Next: Ioannina Nov. 2018

At National Level

Moodle Courses

Mini Courses

Webinars

Participation in conferences
/ workshops to disseminate
the action

National
Conference
eTwinning

PDWs and CS

Campaigns -
Competitions

Pedagogical
Guide Editions

At European Level

eTwinning offers a range of online Professional development opportunities at European level for all members of the community. From experienced eTwinners to new members everyone has the opportunity to progress professionally in eTwinning





<https://www.etwinning.net/en/pub/professionaldevelopment.htm>

eTwinning Featured Groups

Learning Events

Online Seminars

Online Courses

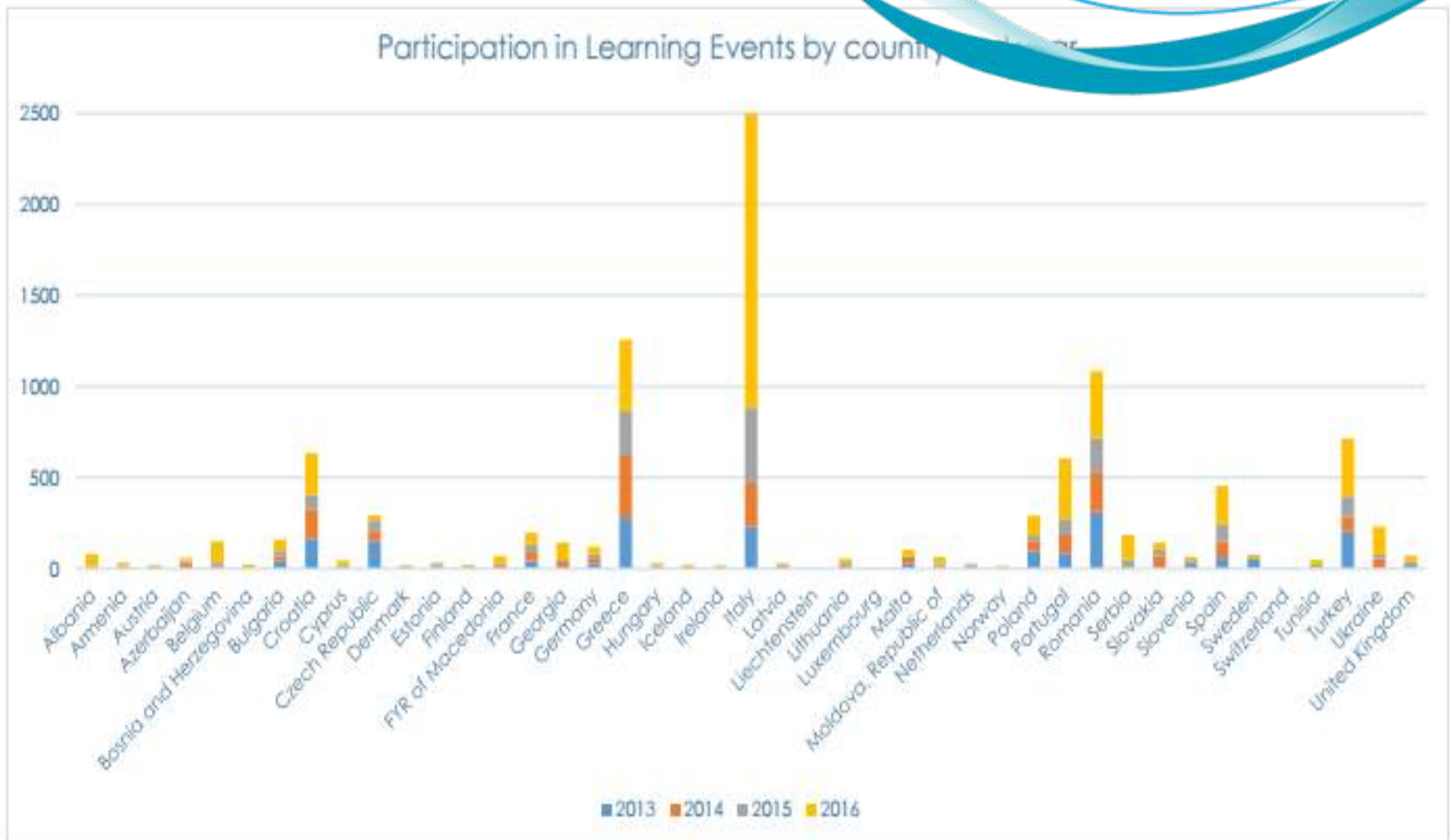
Professional Development Workshops

Thematic conferences

Annual conference

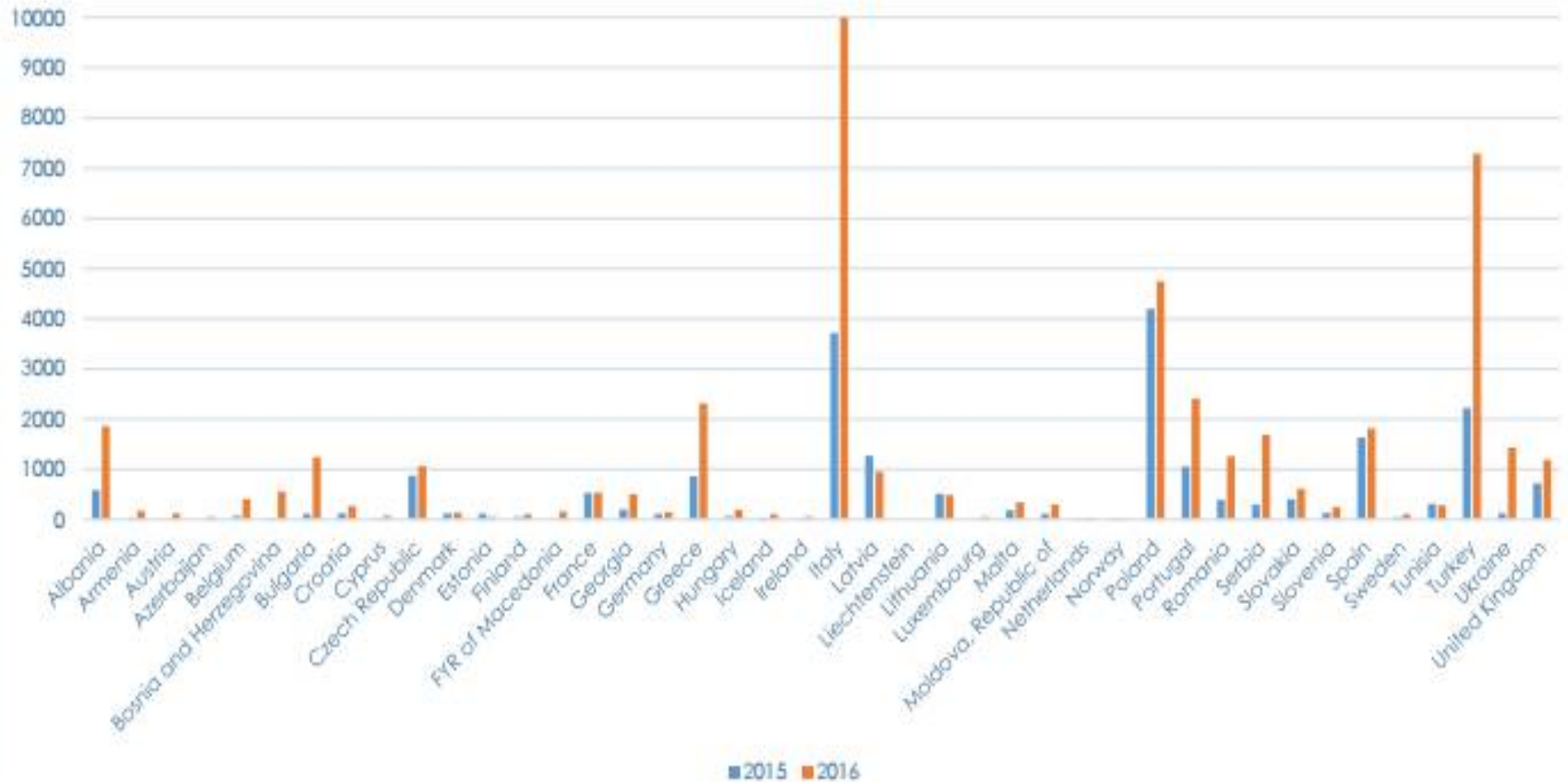
Online Events

SYNCHRONOUS AND ASYNCHRONOUS LEARNING EVENTS



SYNCHRONOUS AND ASYNCHRONOUS LEARNING EVENTS

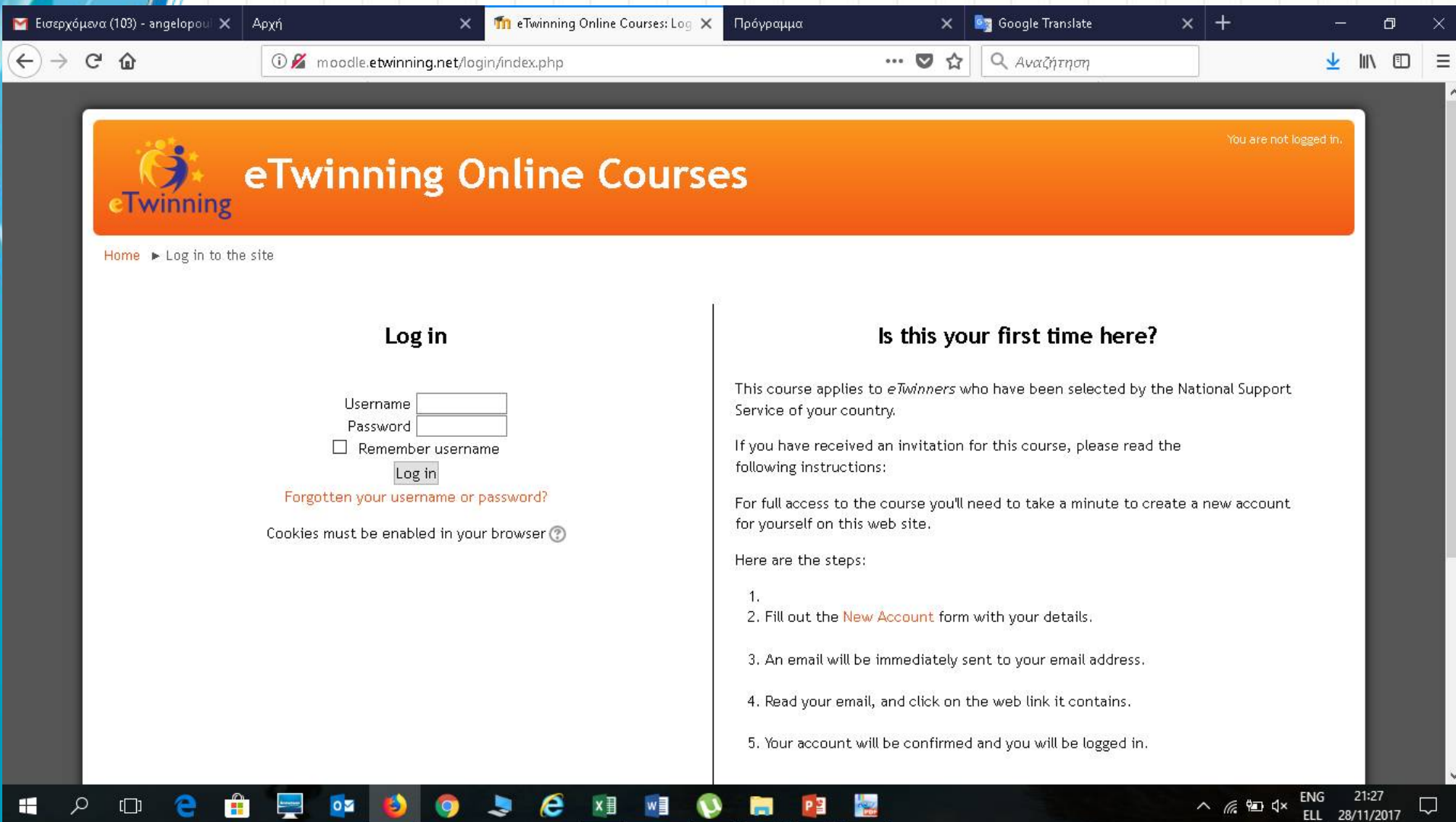
Users who signed up for an online events in eTwinning Live by year and country



SYNCHRONOUS AND ASYNCHRONOUS LEARNING EVENTS




Online Courses @ <http://moodle.etwinning.net>



The screenshot shows a web browser window with the URL moodle.etwinning.net/login/index.php. The page features an orange header with the eTwinning logo and the text "eTwinning Online Courses". A notification in the top right corner states "You are not logged in." Below the header, there is a navigation menu with "Home" and "Log in to the site". The main content area is divided into two columns. The left column is titled "Log in" and contains a login form with fields for "Username" and "Password", a "Remember username" checkbox, and a "Log in" button. Below the form, there is a link for "Forgotten your username or password?" and a note that "Cookies must be enabled in your browser". The right column is titled "Is this your first time here?" and contains instructions for new users, including a list of five steps to create an account.

Εισερχόμενα (103) - angelopoul × Αρχή × eTwinning Online Courses: Log × Πρόγραμμα × Google Translate × + - □ ×

← → ↻ 🏠 ⓘ moodle.etwinning.net/login/index.php ⋮ 📑 ☆ 🔍 Αναζήτηση ⬇ 📄 📑 ☰

 eTwinning Online Courses You are not logged in.

Home ▶ Log in to the site

Log in

Username

Password

Remember username

[Forgotten your username or password?](#)

Cookies must be enabled in your browser [?](#)

Is this your first time here?

This course applies to *eTwinners* who have been selected by the National Support Service of your country.

If you have received an invitation for this course, please read the following instructions:

For full access to the course you'll need to take a minute to create a new account for yourself on this web site.

Here are the steps:

- 1.
2. Fill out the [New Account](#) form with your details.
3. An email will be immediately sent to your email address.
4. Read your email, and click on the web link it contains.
5. Your account will be confirmed and you will be logged in.

ENG 21:27
ELL 28/11/2017

Online Courses @ <http://moodle.etwinning.gr>

Εισερχόμενα (10) Αρχή Online Events eTwinning.gr Τι μπορεί να πρ... Τι μπορεί να πρ... WEB2DE: Γενικές Google Translate Product News + - □ ×

← → ↻ 🏠 ⓘ moodle.etwinning.gr ... 📧 ☆ 🔍 Αναζήτηση

Τηλεκπαίδευση Ελληνικά (el) Έχετε εισέλθει ως επισκέπτης (Είσοδος)

eTwinning.gr - Χώρος εκπαίδευσης

ΠΛΟΗΓΗΣΗ

Αρχή

- ▶ Σελίδες ιστοτόπου
- ▶ Μαθήματα

Διαθέσιμα Μαθήματα

🌟 **Web 2.0 εργαλεία για το σχεδιασμό και την υλοποίηση συνεργατικών έργων eTwinning για εκπαιδευτικούς Δευτεροβάθμιας Εκπαίδευσης**

Διδάσκοντας: Παναγιώτης Αγγελόπουλος
Διδάσκοντας: Παρασκευή Μπελόγια



Το ηλεκτρονικό μάθημα «Web 2.0 εργαλεία για το σχεδιασμό και την υλοποίηση συνεργατικών έργων eTwinning» εντάσσεται στο πλαίσιο των ηλεκτρονικών μαθημάτων της Ελληνικής Εθνικής Υπηρεσίας Υποστήριξης (ΕΥΥ) για το eTwinning και έχει σκοπό να διερευνηθεί η δυνατότητα αξιοποίησης web 2.0 εργαλείων σε eTwinning projects.

Εκπαιδευτικοί στόχοι

Το εν λόγω ηλεκτρονικό μάθημα απευθύνεται σε εκπαιδευτικούς Δευτεροβάθμιας Εκπαίδευσης με μικρή εμπειρία σε eTwinning προγράμματα (0-1 έργα) και έχει στόχο την ικανότητα χρήσης και

Καλώς ήρθατε στο νέο χώρο εκπαίδευσης eTwinning!

Πρόκειται για ένα νέο δικτυακό τόπο ασύγχρονης ηλεκτρονικής μάθησης, που δημιουργήθηκε από την Ελληνική Υπηρεσία Υποστήριξης του Ευρωπαϊκού Προγράμματος eTwinning, με σκοπό να παρέχει έναν εναλλακτικό τρόπο εκπαίδευσης και επικοινωνίας σε θέματα της δράσης.

Η Ελληνική Υπηρεσία Υποστήριξης της δράσης eTwinning, σας εύχεται καλή περιήγηση και επιτυχημένες σχολικές συνεργασίες.

CALENDAR

◀ Νοέμβριος 2017 ▶

| Κυρ | Δευ | Τρι | Τετ | Πεμ | Παρ | Σαβ |
|-----|-----|-----|-----|-----|-----|-----|
| | | | 1 | 2 | 3 | 4 |
| 5 | 6 | 7 | 8 | 9 | 10 | 11 |
| 12 | 13 | 14 | 15 | 16 | 17 | 18 |

Moodle Courses Categories

- More than 30 Courses since 2010
- **Technical Issues** (i.e Use of IWB in the classroom)
- **Pedagogical Issues** (i.e use of web 2.0 tools in the daily didactic procedure)
- **Executive Members Training** (Head Teachers, School Advisors etc.)
- **eTwinning Issues** (i.e how to start an eTwinning project, creativity in eTwinning projects etc.)

MeTP

Learn about your competence development

- eTwinning offers a mechanism to track the progress of eTwinners' digital and pedagogical competences development resulting from their involvement in eTwinning projects.
- **The objective of MeTP 2.0** is to assess teachers' **pedagogical, digital** and **collaboration** competences, awareness and development via the involvement in eTwinning activities (projects, Professional Development, networking).
- At the same time, eTwinners will receive **customised guidance** of the different activities that eTwinning can offer.
- The questionnaire will be available in six languages (EN, DE, FR, IT, PL, ES).



MeTP

How does it work?

1. Login to <https://metp.etwinning.net> with your eTwinning username and password and complete the **self-assessment questionnaire**. You will learn about your level on pedagogical, digital and collaborative competence.
2. Once you complete the questionnaire you can visit your personalised feedback page and check the proposed eTwinning resources and activities. The page will be frequently updated with new eTwinning resources.
3. Participate in the proposed activities over the next few months.
4. In eight months, we will invite you to take the questionnaire again to see how you regard the level of your competences after a period of reflection.

Web 2.0 Tools for Designing and Implementing eTwinning Co-operative Projects for Primary/Secondary Start with Education Teachers

- Description of
 - The Online Course
 - Educational goals
 - Expected results
- Lesson schedule
- A forum for “News-Announcements of the Course”
- General information about NSS, CSS, social channels

Structure of the course

Introductory Module: Familiarize yourself with the Moodle platform

- Introductory Activities (edit your profile etc.)
- Ice breaking Activities (I know my colleagues, tricider, **Netiquette: Rules of good internet behaviour**)
- Video Guide Tool Tricider
Activities
- Participate in the discussion using the Tricider tool (

1st Thematic Unit: Networking Activities

- **Timetoast** User Guide
- Assignment Submission for the Timetoast tool
- **MYBLUEROBOT** avatar generator User Guide
- **ZeeMaps** User Guide
- The interactive map of the participants in the course (
<https://www.zeemaps.com/map?group=2297596#>)
- Forum: Discussion Group of the

2nd Thematic Unit: Cooperative Activities

- 2nd Thematic Unit Groups
- **Dotstorming** User Guide
- **Colorillo** tool guide
- **Meetingwords** User Guide
- **Quizizz** User Guide
- Forum: Discussion Group of 2nd Thematic Unit
- Forum: Co-operative Archive of Final Products of the 2nd Thematic Unit

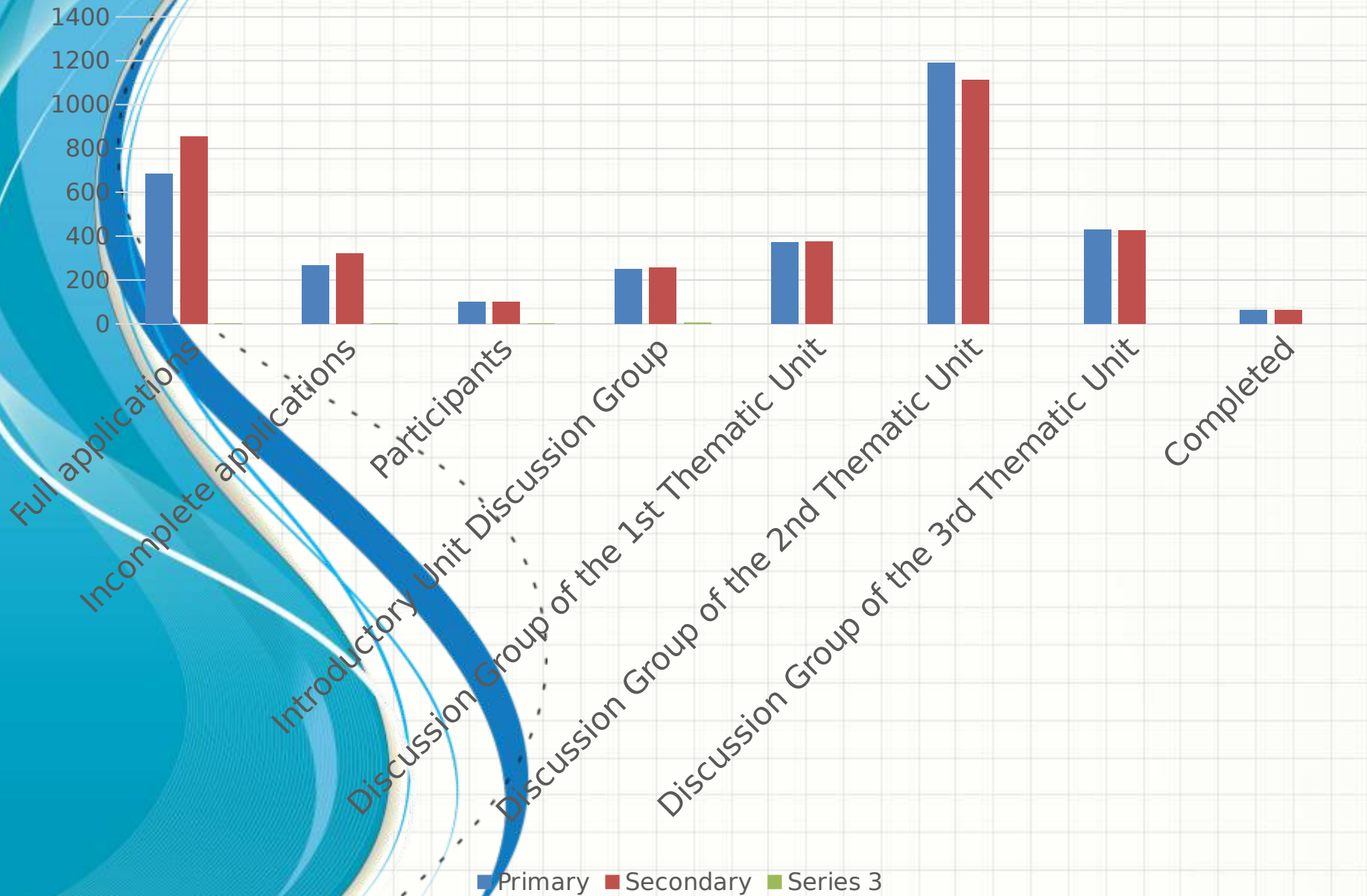
3rd Thematic Unit: eTwinning project design

- **Learning Designer User Guide**
- **Bloom's Taxonomy**
- **Submit an eTwinning project design Assignment**
- **Forum: Project Discussion Group of the 3rd Thematic**

Final Unit: Evaluation of the Course

- **Today'sMeet** User Guide
- Useful guides for your first steps in eTwinning
- Impressions for the lesson using the Today'sMeet tool
- Evaluation Questionnaire
- List of attendees having successfully completed the course

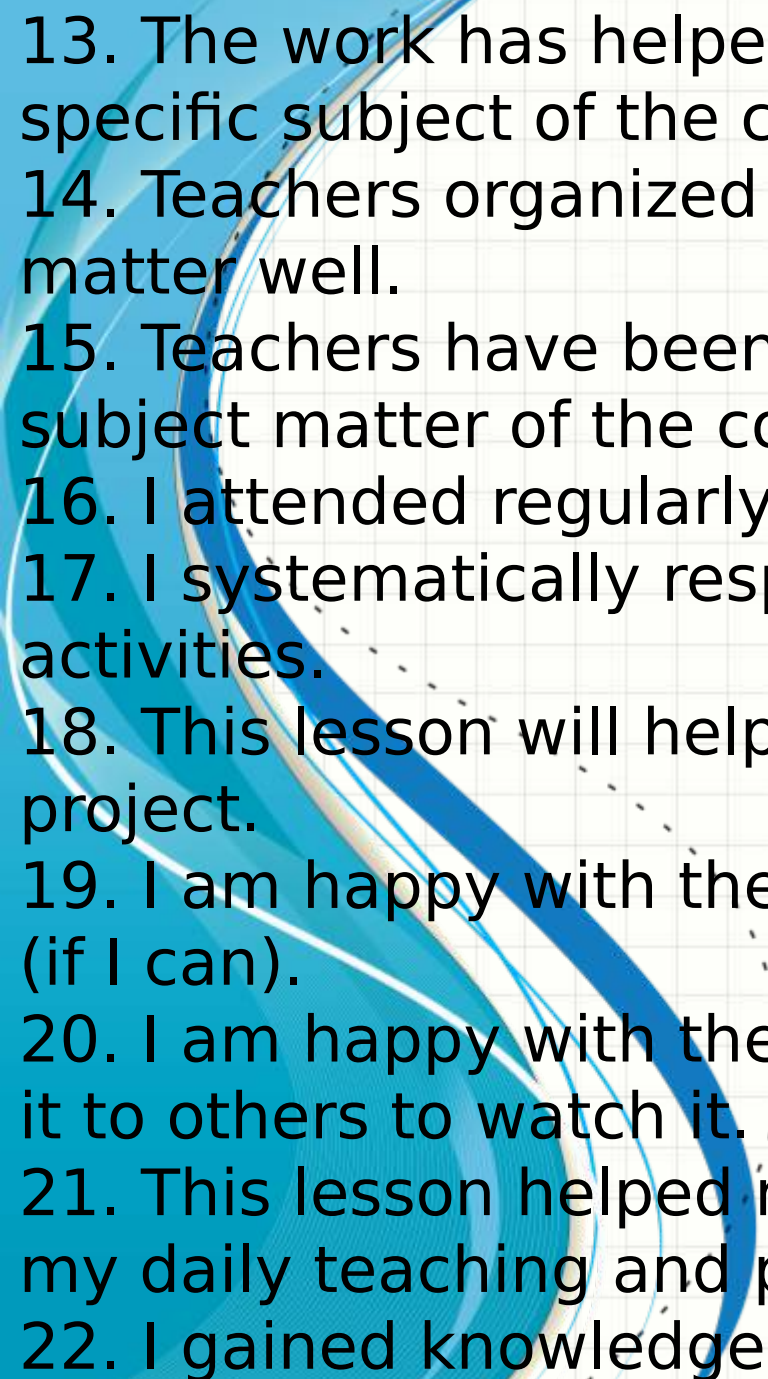
Statistics



Evaluation

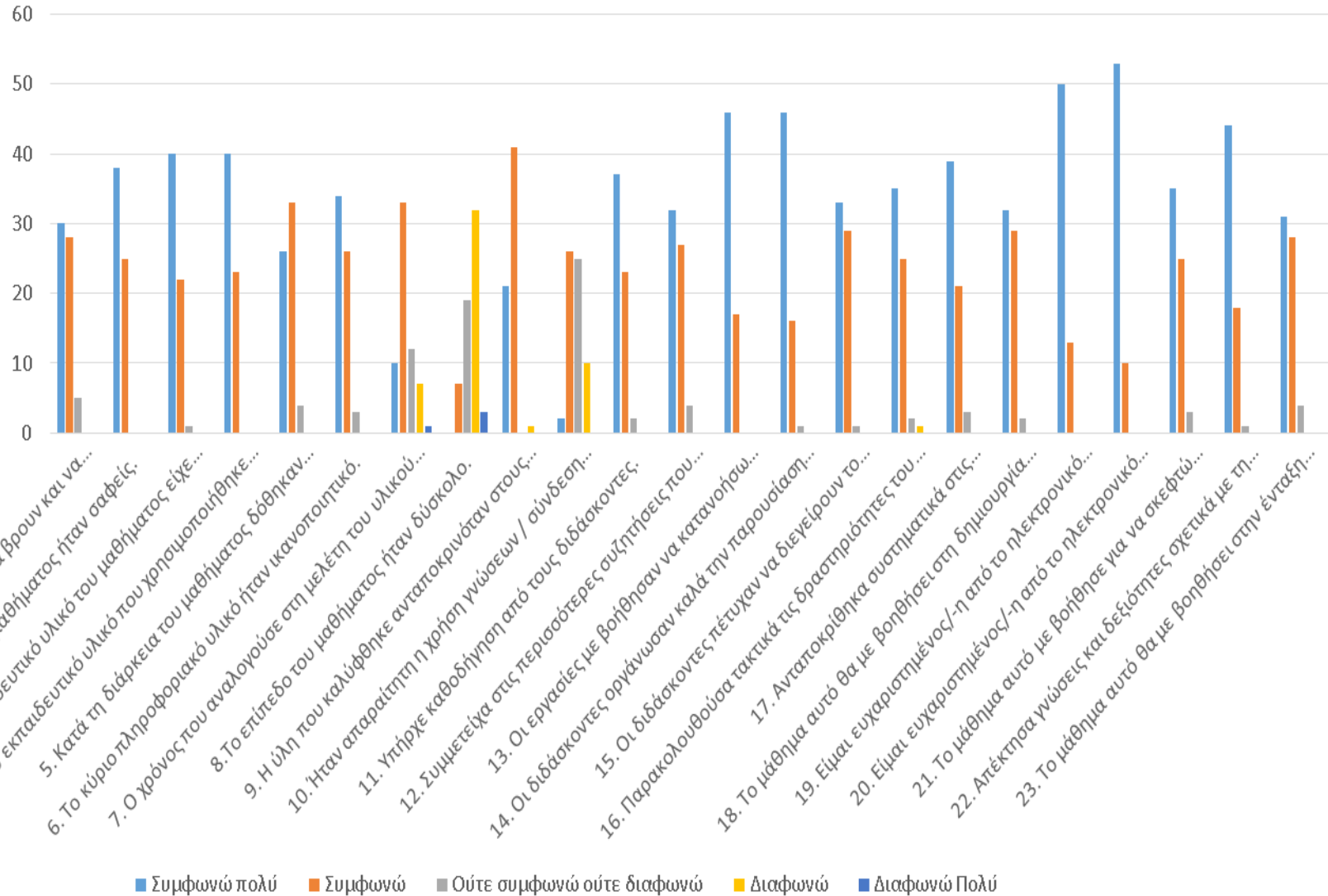
Questionnaire

1. Participants were easy to find and show interest in participation.
2. The objectives of the course were clear.
3. The training material of the course varied and combined the theory with the practice.
4. The educational material used helped to better understand the subject.
5. During the course information or links were provided for additional research and study.
6. The main information material was satisfactory.
7. The time involved in studying the material was satisfactory.
8. The level of the course was difficult.
9. The material covered corresponded to the objectives of the course.
10. It was necessary to use knowledge / link from other

- 
13. The work has helped me to better understand the specific subject of the course.
 14. Teachers organized the presentation of the subject matter well.
 15. Teachers have been able to stimulate interest in the subject matter of the course.
 16. I attended regularly the course's activities.
 17. I systematically responded to the course's activities / activities.
 18. This lesson will help me in creating an eTwinning project.
 19. I am happy with the e-lesson and I will follow another (if I can).
 20. I am happy with the e-lesson and I would recommend it to others to watch it.
 21. This lesson helped me to think about ways to refresh my daily teaching and practical process.
 22. I gained knowledge and skills about using Web 2.0

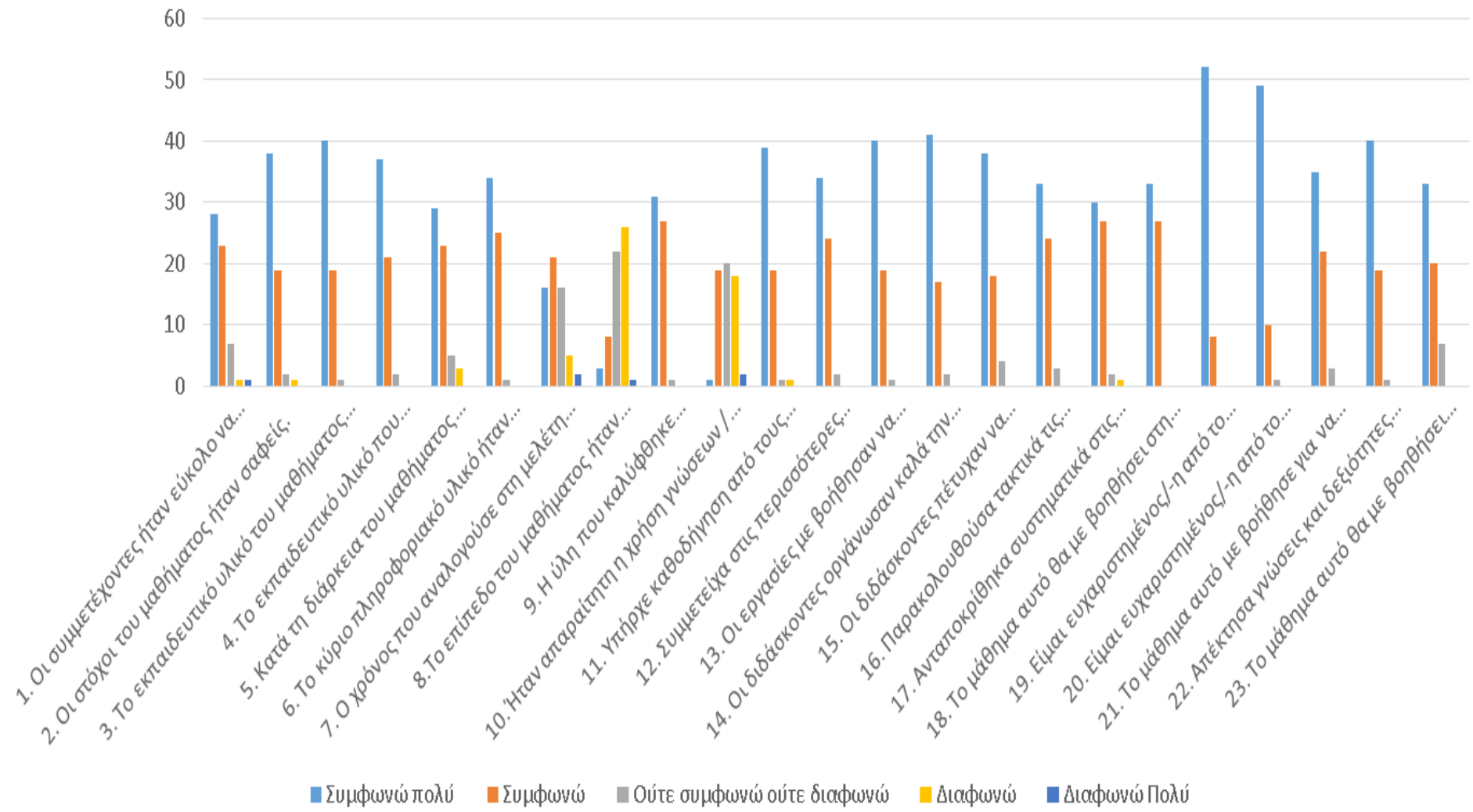
Evaluation Questionnaire Primary

Primary

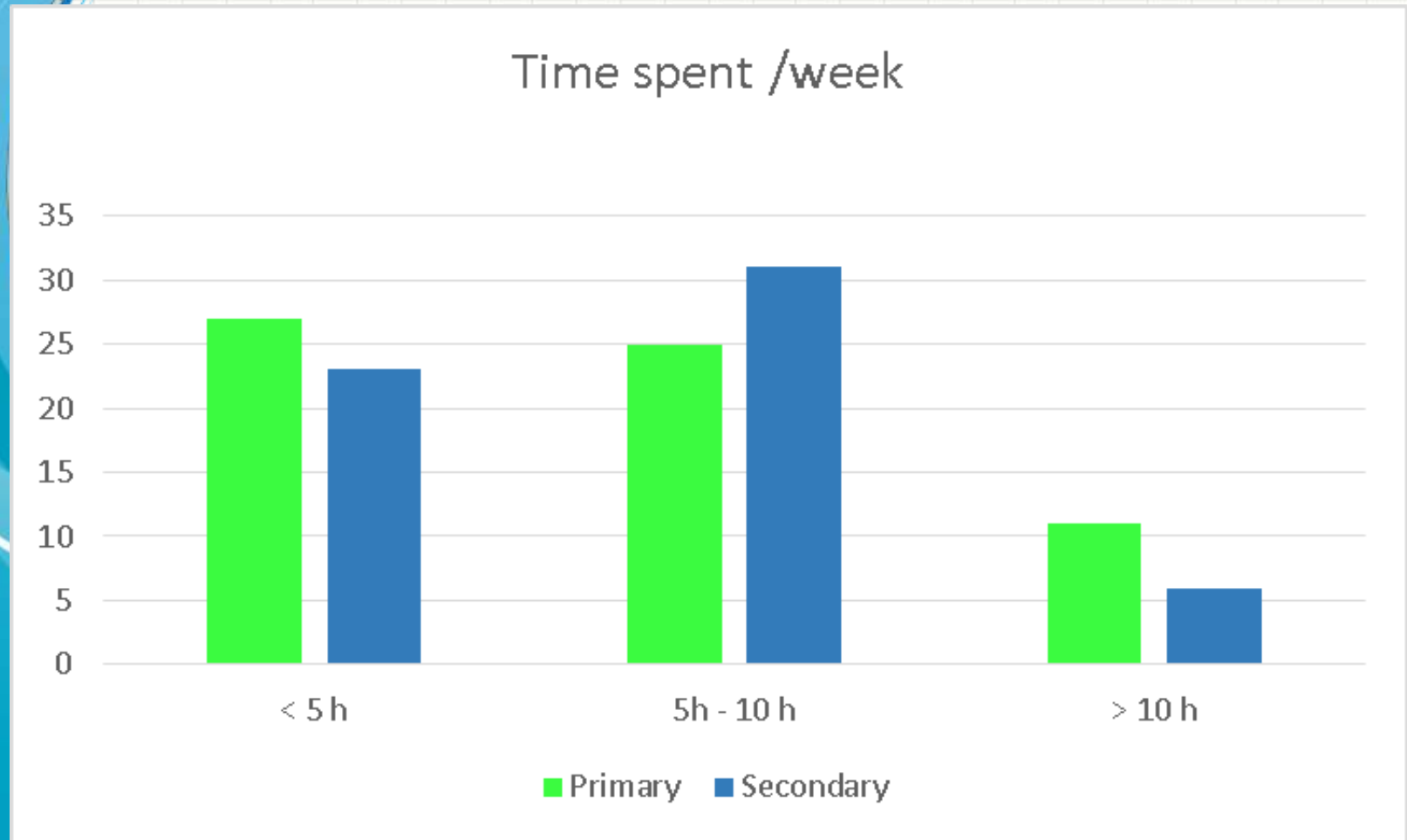


Evaluation Questionnaire Secondary

Secondary



Time Spent for the course in a Week



Tips for a successful course

- Goals must be clear and set before the start
- Course must deliver what it promises
- Have a user-friendly clear structure and plan a strategy to engage participants
- The time table must be clear and non-negotiable
- Very good knowledge of the subject
- Units must follow the same pattern
- User guides material must follow the same pattern
- As soon as possible immediate response
- Encouraging peer learning
- Bear in mind participants' needs

Tips for a successful course

- Be present-lead by example (as a facilitator)
- Activities should support sociability and participation
- Promote the quality contributors in the course
- Involve active members in leadership roles and at the same time reward them and give them incentives and recognition
- Evaluate frequently-value participants opinion
- Provoke discussions and recognize participation
- Good moderation, new ideas contribute

Conclusions

moodle.etwinning.gr

- Teachers and students had fun
- Peer Learning was more often appearing in primary teachers
- Courses met the goals set at the beginning according to teachers evaluation.
- More complains from secondary teachers, for
 - More time needed
 - Previous knowledge needed and
 - The level of the course was high (primary too)
- They learned new things, developed new skills and will use the new knowledge in their daily didactic practice and projects
- The hidden goals have also been achieved
 - to note that there is a lot of material out there.

Thank you for your Attention

